

Scaled data based on original data using  
LM-79-08 Approved Method: Electrical and Photometric Measurements of Solid-  
State Lighting Products

Test Report Prepared for  
Cooper Lighting Solutions  
(formerly Eaton)

Brand: STREETWORKS

Report Number: P531555

Luminaire Tested: **GLAN-SA6D-760-U-AFL-GRSBK**

Issue Date: 5/27/2021

**Test Information**

Test Method: LM-79-08  
Report Number: P531555  
TEST IS SCALED FROM IESNA LM-79-08 TEST DATA (G3-2011-057-27)  
Test Lab: INNOVATION CENTER  
Issue Date: 5/27/2021  
Manufacturer: COOPER LIGHTING SOLUTIONS (FORMERLY EATON)  
Product Line: STREETWORKS  
Catalog Number: GLAN-SA6D-760-U-AFL-GRSBK  
Description: GALLEON AREA AND ROADWAY LUMINAIRE  
(6) 70 CRI, 5700K, 1200mA LIGHTSQUARES WITH 16 LEDS EACH AND AUTOMOTIVE  
FRONTLINE OPTICS WITH BLACK GLARE REDUCTION SHIELD  
Light Source: -  
Ballast/Driver: ELECTRONIC DRIVER

**Summary**

Lumens per Lamp: N/A  
Luminaire Lumens: 34221 lumens  
Efficiency: N/A  
Efficacy: 93.0 lumens/watt  
Luminous Opening: Rectangular (W 1.5' x L: 1' x H: 0')  
IES Classification: Type II - Short  
BUG Rating: B3 - U0 - G1

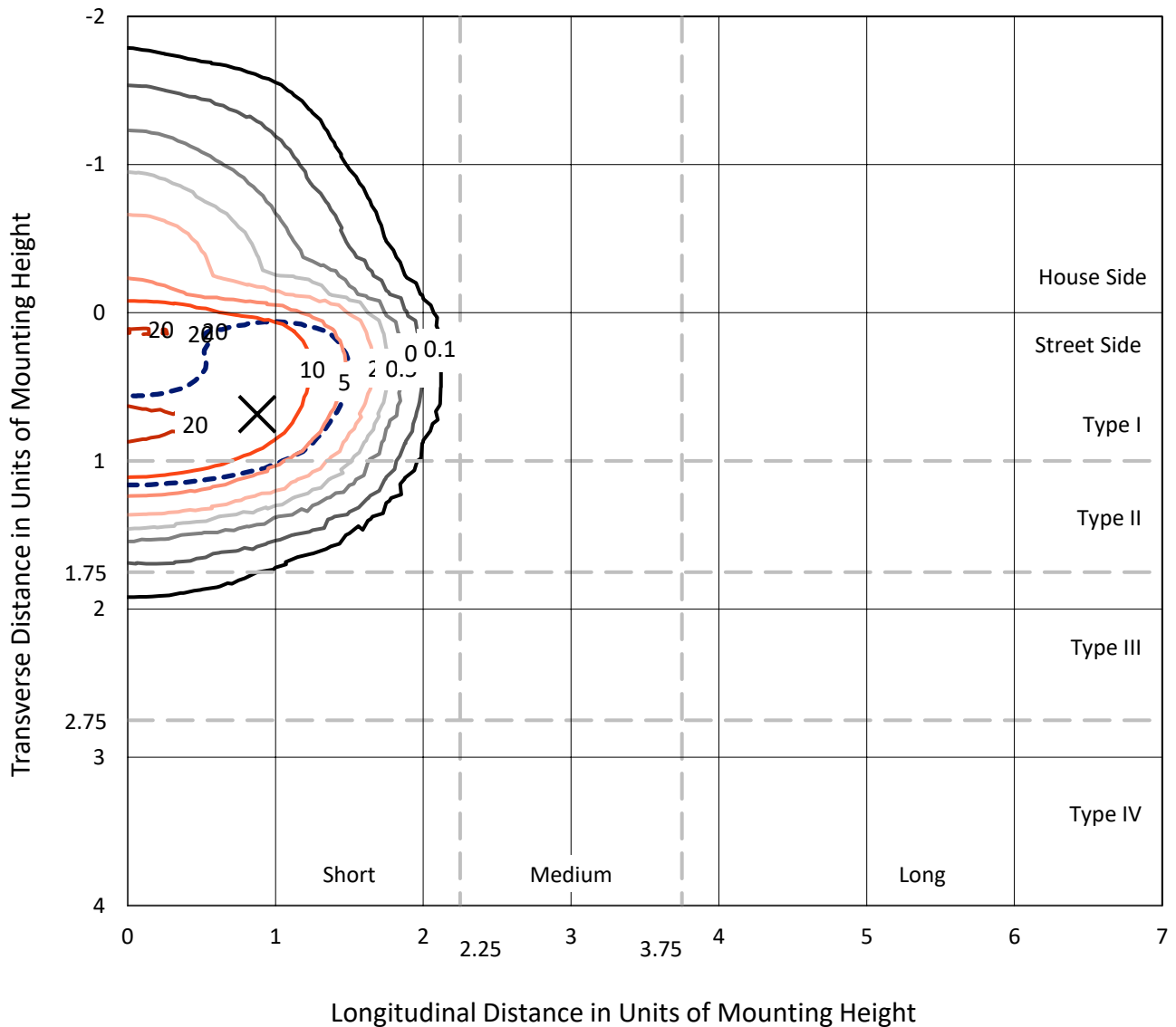
Input Watts (W): 368  
Input Voltage (V): NR  
Input Current (Ain): NR  
Voltage Rise (V): NR  
Power Factor: NR  
Total Harmonic Distortion (THDi): NR  
Frequency (hertz): 60  
Stabilization Time: NR  
Operation Time: NR  
Ambient Temperature (°C): NR  
Test Distance: 24 FT



REPORT NUMBER: P531555  
 CATALOG NUMBER: GLAN-SA6D-760-U-AFL-GRSBK

### Iso-Footcandle Lines of Horizontal Illumination

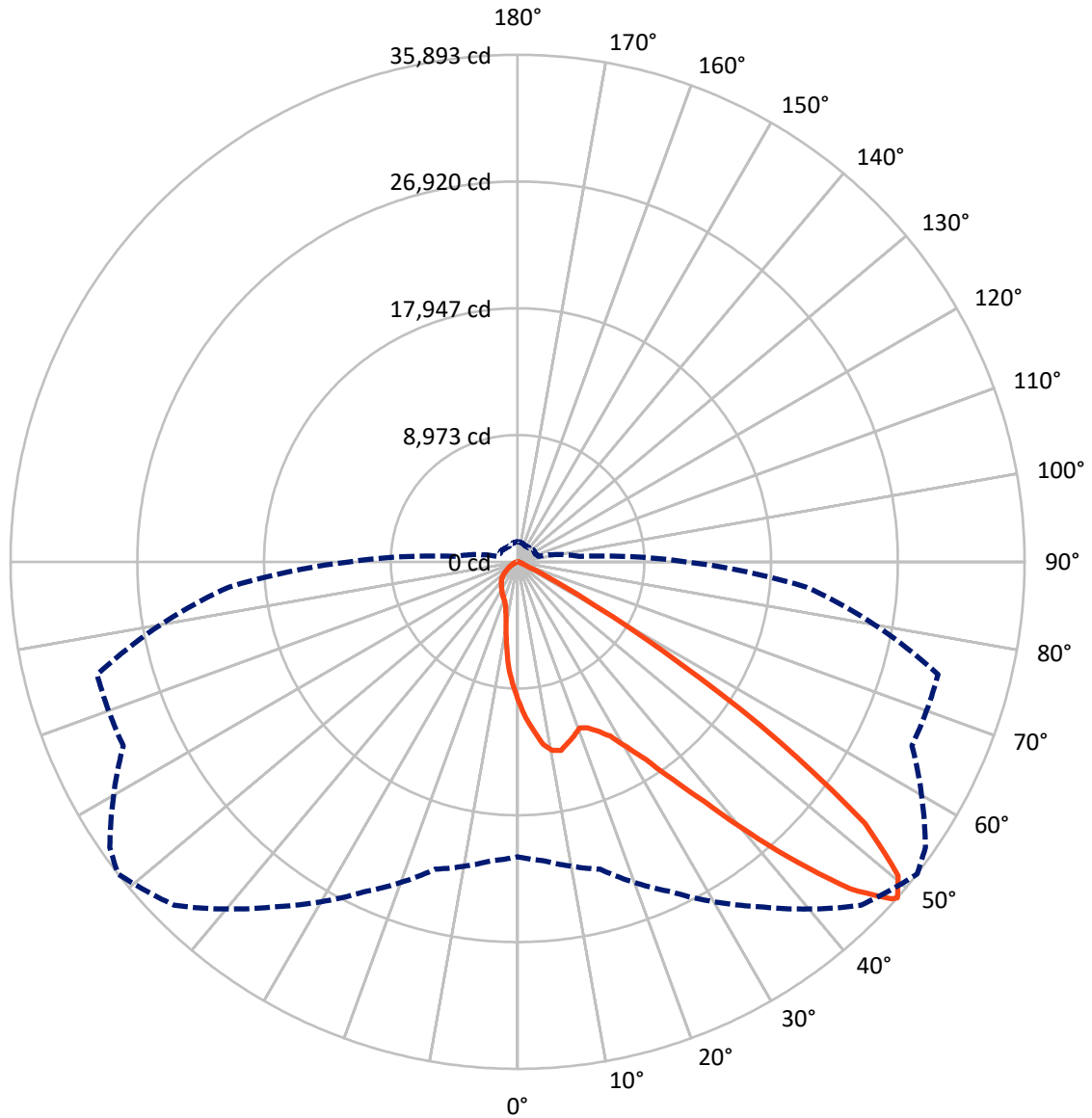
× Max cd  
 - - - 1/2 Max cd



Based on 25 foot mounting height. Maximum calculated value = 22.1 fc  
 Type II - Short - N/A

REPORT NUMBER: P531555  
CATALOG NUMBER: GLAN-SA6D-760-U-AFL-GRSBK

### Luminous Intensity Polar Plot



— Vertical Plane Through 52-Deg Lateral      - - - Horizontal Cone Through 48-Deg Vertical

REPORT NUMBER: P531555  
 CATALOG NUMBER: GLAN-SA6D-760-U-AFL-GRSBK

**FLUX DISTRIBUTION:**

		Downward	Upward	Total
<b>House Side</b>	Lumens	4166.7	0.0	4166.7
	% Fixture	12.2	0.0	12.2
<b>Street Side</b>	Lumens	30054.3	0.0	30054.3
	% Fixture	87.8	0.0	87.8
<b>Total</b>	Lumens	34221.0	0.0	34221.0
	% Fixture	100.0	0.0	100.0

**Coefficient of Utilization**

**ZONAL LUMENS:**

Zone	Lumens	% Fixture
0°-10°	904.5	2.6
10°-20°	2363.9	6.9
20°-30°	4036.1	11.8
30°-40°	7432.4	21.7
40°-50°	11542.5	33.7
50°-60°	6946.7	20.3
60°-70°	803.5	2.3
70°-80°	155.5	0.5
80°-90°	36.0	0.1
90°-100°	0.0	0.0
100°-110°	0.0	0.0
110°-120°	0.0	0.0
120°-130°	0.0	0.0
130°-140°	0.0	0.0
140°-150°	0.0	0.0
150°-160°	0.0	0.0
160°-170°	0.0	0.0
170°-180°	0.0	0.0
0°-90°	34221.0	100.0
0°-180°	34221.0	100.0



REPORT NUMBER: P531555

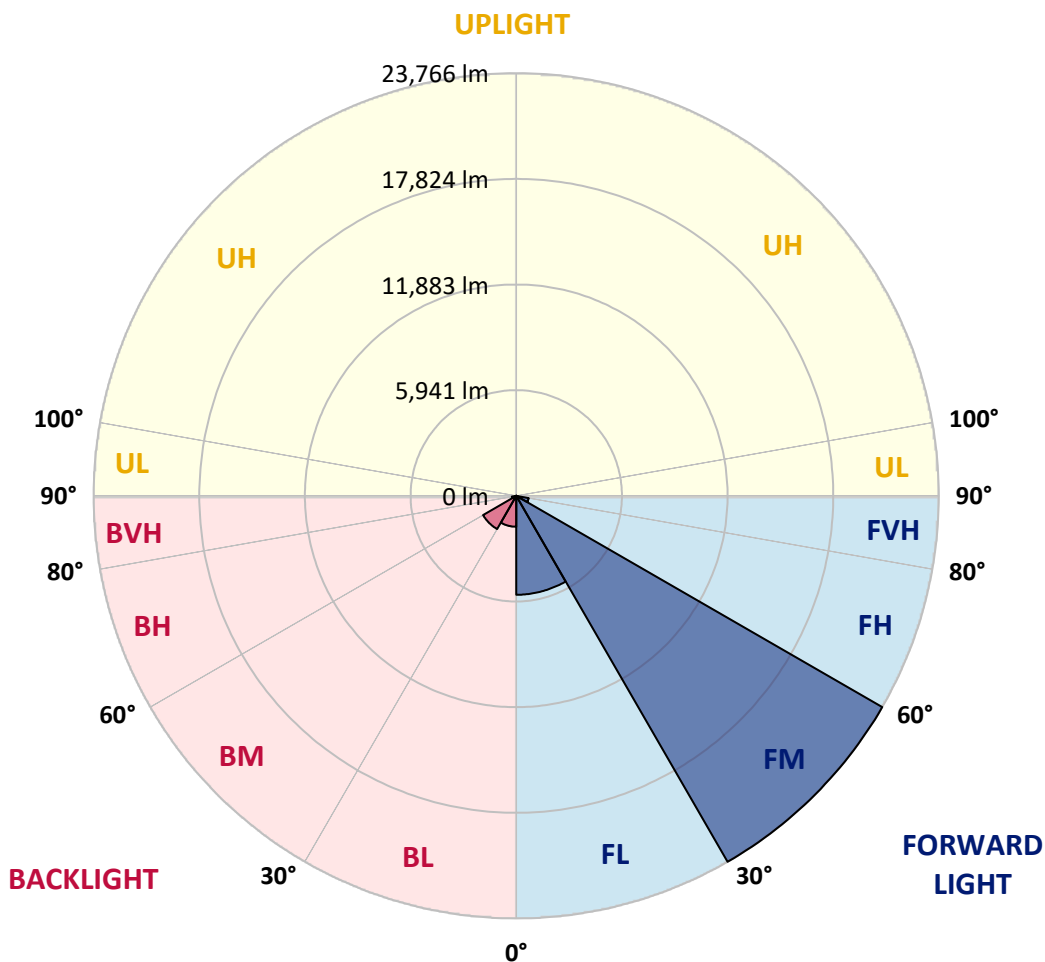
CATALOG NUMBER: GLAN-SA6D-760-U-AFL-GRSBK

**LUMINAIRE CLASSIFICATION SYSTEM LUMEN TABLE AND BUG RATING:**

Zone	Lumens	% Fixture	Zone Rating/Lumen Limit		
			B	U	G
FL (0°-30°)	5563.9	16.3			
FM (30°-60°)	23765.8	69.4			
FH (60°-80°)	707.5	2.1			G1/1800
FVH (80°-90°)	17.1	0.1			G1/100
BL (0°-30°)	1740.6	5.1	B3/2500		
BM (30°-60°)	2155.8	6.3	B2/2500		
BH (60°-80°)	251.5	0.7	B1/500		G1/500
BVH (80°-90°)	18.9	0.1			G1/100
UL (90°-100°)	0.0	0.0		U0/0	
UH (100°-180°)	0.0	0.0		U0/0	

**BUG Rating: B3-U0-G1**

Type II Short





REPORT NUMBER: P531555

CATALOG NUMBER: GLAN-SA6D-760-U-AFL-GRSBK

**CANDELA DISTRIBUTION (FULL):**

	0°	5°	15°	25°	35°	45°	52°	55°	65°	75°	85°
0°	9882.5	9882.5	9882.5	9882.5	9882.5	9882.5	9882.5	9882.5	9882.5	9882.5	9882.5
2.5°	11977.7	11703.3	11728.2	11548.7	11443.9	11274.3	11044.8	10999.9	10750.5	10411.3	10067.0
5°	13055.2	12990.4	13075.2	12815.8	12825.7	12546.4	12007.6	12017.6	11443.9	10890.2	10356.4
7.5°	13125.1	12975.4	13060.2	13289.7	13424.4	13374.5	13070.2	12805.8	12262.0	11448.9	10670.7
10°	11753.2	12037.5	12127.3	12506.5	13045.2	13613.9	13579.0	13594.0	13140.0	12077.4	10940.0
12.5°	10930.1	10740.5	11044.8	11274.3	12087.4	13189.9	13693.8	13803.5	13838.4	12686.1	11209.4
15°	10555.9	10555.9	10605.8	10670.7	11259.3	12277.0	13304.6	13623.9	14377.2	13484.2	11633.5
17.5°	10790.4	10780.4	10850.2	10715.6	10935.1	11718.3	12945.5	13309.6	14980.8	14267.5	11967.7
20°	11503.8	11538.7	11493.8	11104.7	11119.6	11708.3	12546.4	13120.1	15389.9	14945.9	12411.7
22.5°	12496.5	12516.4	12262.0	11838.0	11713.3	12002.6	12775.9	13214.9	15719.1	15759.1	12546.4
25°	13643.9	13564.1	13514.2	12915.5	12536.4	12785.8	13294.7	13549.1	15923.7	16457.5	12930.5
27.5°	15235.2	15075.6	14771.3	14237.5	13958.2	13604.0	13968.1	14387.2	16507.3	17435.2	13349.5
30°	17584.9	17445.2	16851.6	16163.1	15429.8	15080.6	15195.3	15424.8	17559.9	18567.6	13903.3
32.5°	21121.8	20827.5	19969.4	18657.4	17659.7	16696.9	16667.0	16911.4	18502.8	20134.1	14561.8
35°	25017.9	24928.1	23666.0	22314.1	20383.5	18896.9	18921.8	19051.5	20308.7	22189.4	15424.8
37.5°	27607.0	28100.9	27297.7	25846.0	24224.7	22099.6	21560.8	21605.7	22788.0	24623.8	16981.3
40°	29607.5	29188.4	29283.2	28944.0	27836.5	26389.8	25197.5	24963.1	25656.5	27317.7	18527.7
42.5°	28734.5	28754.4	29338.1	30141.2	30415.6	30310.9	29093.6	28649.6	28110.9	29522.7	19999.4
45°	26270.1	26783.9	27542.2	29667.3	31533.1	33284.1	33044.6	32306.3	29807.0	31268.7	20847.4
47.5°	22339.0	22319.1	23561.3	26324.9	30470.5	34571.1	35658.7	35139.8	31009.3	31074.1	20672.8
48°	20887.4	21246.5	22528.6	25781.2	29797.0	34381.6	35893.1	35239.6	30804.7	30814.7	20523.2
50°	15439.8	15374.9	16971.3	20962.2	26614.3	32306.3	34905.4	35414.2	30799.7	29502.7	19475.6
52.5°	8156.4	8435.8	9598.1	13179.9	18817.1	26439.7	30789.8	31583.0	29712.2	27357.6	17969.0
55°	3467.1	3132.9	4025.8	5951.4	10585.9	17664.7	22588.5	24354.4	25122.7	24209.8	15719.1
57.5°	1237.2	1351.9	1556.4	2239.9	4449.8	9667.9	13469.3	14841.1	17405.3	17764.5	10710.6
60°	793.2	808.2	873.0	1027.7	1671.2	3726.5	6390.4	7482.9	8645.3	8924.6	4998.6
62.5°	613.6	618.6	648.5	673.5	793.2	1446.7	2399.5	2843.5	2953.3	2539.2	1312.0
65°	513.8	518.8	528.8	528.8	563.7	678.5	838.1	922.9	898.0	888.0	743.3
67.5°	394.1	404.1	424.0	424.0	444.0	414.1	463.9	493.9	558.7	678.5	633.6
70°	309.3	314.3	329.2	339.2	339.2	299.3	334.2	364.2	409.1	503.9	498.9
72.5°	239.5	249.4	259.4	259.4	244.4	204.5	239.5	264.4	294.3	349.2	339.2
75°	184.6	184.6	189.6	154.6	119.7	104.8	144.7	174.6	219.5	229.5	189.6
77.5°	49.9	54.9	49.9	44.9	49.9	74.8	94.8	109.7	139.7	139.7	124.7
80°	0.0	5.0	15.0	29.9	49.9	69.8	84.8	94.8	109.7	119.7	114.7
82.5°	0.0	5.0	15.0	29.9	44.9	54.9	74.8	79.8	89.8	104.8	104.8
85°	0.0	5.0	10.0	20.0	29.9	34.9	34.9	29.9	29.9	24.9	20.0
87.5°	0.0	0.0	5.0	10.0	10.0	15.0	15.0	15.0	15.0	15.0	15.0
90°	0.0	0.0	0.0	0.0	0.0	0.0	0.0	0.0	0.0	0.0	0.0



REPORT NUMBER: P531555

CATALOG NUMBER: GLAN-SA6D-760-U-AFL-GRSBK

**CANDELA DISTRIBUTION (continued):**

	90°	95°	105°	115°	125°	135°	145°	155°	165°	175°	180°
0°	9882.5	9882.5	9882.5	9882.5	9882.5	9882.5	9882.5	9882.5	9882.5	9882.5	9882.5
2.5°	9932.3	9777.7	9543.2	9174.1	8819.9	8590.4	8370.9	8126.5	7991.8	7981.8	7907.0
5°	10052.1	9702.9	9144.1	8510.6	7832.1	7248.5	6659.8	6275.7	5931.5	5741.9	5707.0
7.5°	10116.9	9663.0	8760.0	7697.4	6540.1	5587.3	4928.8	4444.9	4255.3	4115.6	4110.6
10°	10251.6	9593.1	8186.3	6619.9	5188.2	4225.4	3771.4	3551.9	3447.1	3407.2	3347.4
12.5°	10351.4	9463.4	7597.7	5512.4	4100.6	3502.0	3302.5	3252.6	3257.6	3277.5	3252.6
15°	10491.1	9348.7	6804.5	4524.7	3442.1	3152.8	3152.8	3162.8	3232.6	3242.6	3237.6
17.5°	10481.1	9124.2	5986.3	3726.5	3043.1	3003.1	3018.1	3112.9	3157.8	3172.8	3137.8
20°	10600.8	8914.7	5143.3	3182.7	2818.6	2878.4	2978.2	3003.1	3058.0	3068.0	3028.1
22.5°	10565.9	8390.9	4360.1	2753.7	2649.0	2763.7	2863.5	2893.4	2878.4	2848.5	2843.5
25°	10501.0	7941.9	3641.7	2469.4	2524.2	2649.0	2743.7	2688.9	2658.9	2663.9	2668.9
27.5°	10386.3	7373.2	3048.0	2269.8	2354.6	2539.2	2534.2	2514.3	2544.2	2519.3	2544.2
30°	10366.4	6804.5	2559.2	2090.2	2229.9	2364.6	2374.6	2409.5	2444.4	2399.5	2444.4
32.5°	10396.3	6180.9	2210.0	1980.5	2155.1	2160.1	2269.8	2304.7	2279.8	2180.0	2190.0
35°	10625.8	5702.0	1955.5	1920.6	2035.4	2040.3	2145.1	2100.2	1990.5	1930.6	1965.5
37.5°	11109.7	5302.9	1835.8	1865.7	1875.7	1940.6	1945.6	1855.8	1865.7	1860.8	1880.7
40°	11728.2	4998.6	1751.0	1815.9	1805.9	1850.8	1671.2	1721.1	1766.0	1780.9	1790.9
42.5°	12152.3	4779.1	1696.1	1736.0	1716.1	1636.3	1536.5	1586.4	1621.3	1676.2	1686.2
45°	12341.8	4604.5	1631.3	1596.4	1596.4	1451.7	1411.8	1421.8	1501.6	1561.4	1551.5
47.5°	12032.6	4434.9	1516.5	1411.8	1446.7	1327.0	1282.1	1282.1	1366.9	1441.7	1426.7
48°	11912.8	4365.0	1521.5	1371.9	1396.8	1307.0	1262.1	1252.1	1346.9	1416.8	1416.8
50°	11319.2	4105.6	1391.8	1262.1	1212.2	1202.3	1172.3	1182.3	1242.2	1307.0	1307.0
52.5°	10161.8	3546.9	1177.3	1082.5	992.7	1052.6	1067.6	1047.6	1077.5	1137.4	1132.4
55°	8480.7	2723.8	942.8	898.0	828.1	893.0	922.9	898.0	868.0	912.9	912.9
57.5°	5432.6	1466.7	753.3	763.3	693.4	758.3	783.2	723.3	668.5	703.4	698.4
60°	2449.4	878.0	618.6	603.6	558.7	633.6	673.5	603.6	528.8	553.7	578.7
62.5°	917.9	623.6	468.9	459.0	449.0	518.8	538.8	483.9	409.1	424.0	429.0
65°	673.5	548.7	374.1	339.2	359.2	409.1	399.1	344.2	294.3	294.3	304.3
67.5°	573.7	478.9	304.3	264.4	264.4	269.4	249.4	219.5	204.5	214.5	224.5
70°	449.0	379.1	239.5	204.5	184.6	164.6	144.7	139.7	124.7	139.7	134.7
72.5°	289.3	254.4	184.6	154.6	139.7	114.7	94.8	89.8	74.8	69.8	69.8
75°	154.6	154.6	144.7	124.7	109.7	89.8	74.8	59.9	39.9	29.9	29.9
77.5°	109.7	119.7	129.7	119.7	99.8	74.8	59.9	39.9	20.0	10.0	10.0
80°	104.8	119.7	129.7	114.7	99.8	74.8	54.9	29.9	15.0	5.0	5.0
82.5°	94.8	109.7	119.7	104.8	89.8	64.9	49.9	29.9	15.0	5.0	5.0
85°	20.0	24.9	29.9	29.9	34.9	44.9	34.9	24.9	10.0	5.0	5.0
87.5°	15.0	15.0	15.0	15.0	15.0	15.0	10.0	10.0	5.0	5.0	5.0
90°	0.0	0.0	0.0	0.0	0.0	0.0	0.0	0.0	0.0	0.0	0.0

(END OF REPORT)